



- 750 Door stops
- 754 Spindles, fixing material and accessories
- 772 Routing jigs and fixing equipment



Quality is expressed even in the details you can't see. In order for handles to stay fixed and secure over the long term, they must be properly assembled and installed. Suitable FSB accessories ensure precise coordination to the products of our range. One well-engineered example of this is the spindle/female handle connection, which is unique on the market and effectively transfers the forces exerted during constant daily use to the door itself. Installing our fittings is also extremely easy thanks to templates and fixing aids. (Pictured: FSB 1242 door handle)

Photo: Roland Borgmann
Project: Haus am Buddenturm
Architectural firm: hehnpohl architektur

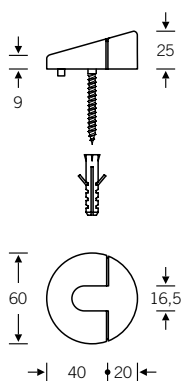


750 Door stops

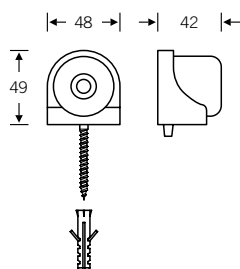
Door stops

■ Aluminium
■ Stainless steel
■ Bronze

38 3816 ■ ■

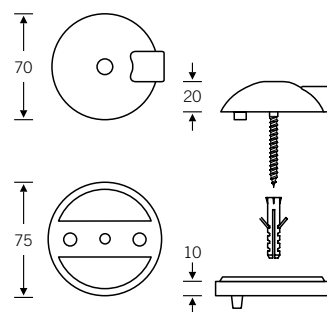


38 3888 ■



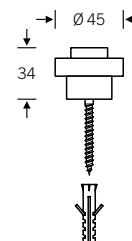
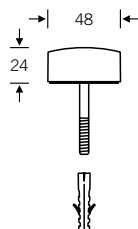
38 3884 ■ ■ ■

38 3884 00000 Door stops
38 3884 00010 Black baseplate



38 3878 ■ ■ ■

Design: Christoph Ingenhoven



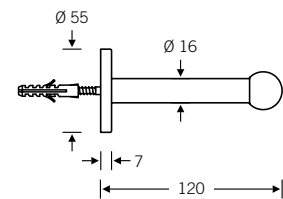
It is necessary before ordering or fitting door stops to ascertain the weight of the door, its angle of impact, the height of its bottom edge above the floor and the strength of the floor.

Depending on what's actually required, it is possible to choose between basic stops, stops with anti-twist protection, stops with baseplates and directional/non-directional stops as well as between basic floor fixing or advanced fixing with plugs.

Door stops

■ Aluminium
■ Stainless steel
■ Bronze

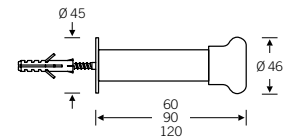
38 3895 ■



38 3896 ■ ■

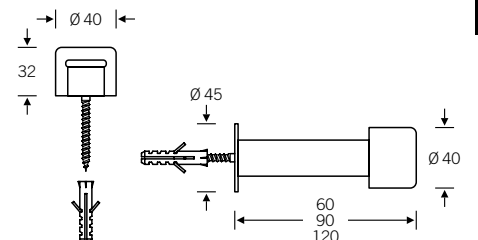
Design: Jasper Morrison

38 3896 00002 (120 mm)
 38 3896 00003 (90 mm)
 38 3896 00004 (60 mm)



38 3880 ■ ■ ■

38 3880 00001 Rubber door stop
 38 3880 00002 wall-mounted stop,
 120 mm
 38 3880 00003 wall-mounted stop,
 90 mm
 38 3880 00004 wall-mounted stop,
 60 mm



9a